




ESTABLISHED 1930



donati

LIFTING SYSTEMS



TO LIFT SAFE

SERIES DMK ELECTRIC CHAIN HOISTS - DSC CHANNEL PROFILE LIFTING SYSTEMS



ELECTRIC CHAIN HOIST

Donati has maintained continual growth in the International market for Industrial lifting equipment. The innovative design for which Donati is renowned, is supported by the use of the highest quality materials available, coupled with state of the art manufacturing and quality control processes, makes Donati a truly world class company, whose products are suitable for all industries.

DSC channel profile lifting systems

DSC channel profile lifting systems offer a simple low-cost alternative to conventional overhead cranes with capacity up to 1000 kg. The systems are designed for manual operation in the travel motions ergonomically manufactured offering 1% rolling resistance. The cold rolled profile track offers high strength coupled with an extensive range of standard components and without the need for welding allows for simple installation. The flexibility of DSC systems allows for future extensions or removal and relocation at minimum cost.

DMK series electric chain hoist

Are realised in both single and two fall arrangements. Hoists up to 2000 kg S.W.L. maintaining the benefit of single fall operation whilst operating to traditional lifting speeds, for larger versions up to 4000 kg we revert to the two fall arrangement. We offer a range of speeds between 0.8 and 16 m/min. All our hoist can be fitted with a range of DMT trolleys with version in hand push, hand geared, powered, and short headroom, speeds available between 7-22 m/min.



the complete range for every need

JIB CRANES

GBA-GBP manual rotation

Jib cranes offer both economy and practicality when moving loads where space is at a premium. There are two basic types Free standing and wall mounted.

Donati offer three configurations of both types of jib crane:

- C type overbraced with the jib arm manufactured from cold rolled profile track incorporating an integral load trolley.
- T type underbraced with the jib arm manufactured from IPE beam section.
- H type overbraced with the jib arm manufactured from IPE beam section.

We have 138 configurations of our GBA-GBP range with SWL loads from 125-2000 kg with arm length upto 8 m.

CBE-MBE power slew jib cranes

This series of jib cranes is derived from the popular GBA-GBP range, they benefit from the addition of powered slew and are particularly suitable for heavy duty use as all motions can be electrified.

CBB-MBB articulated arm jib cranes

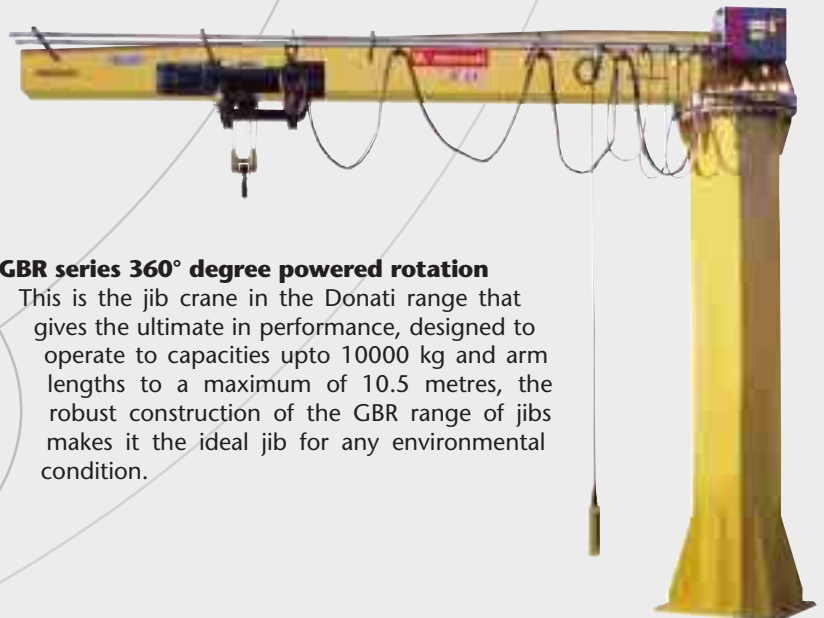
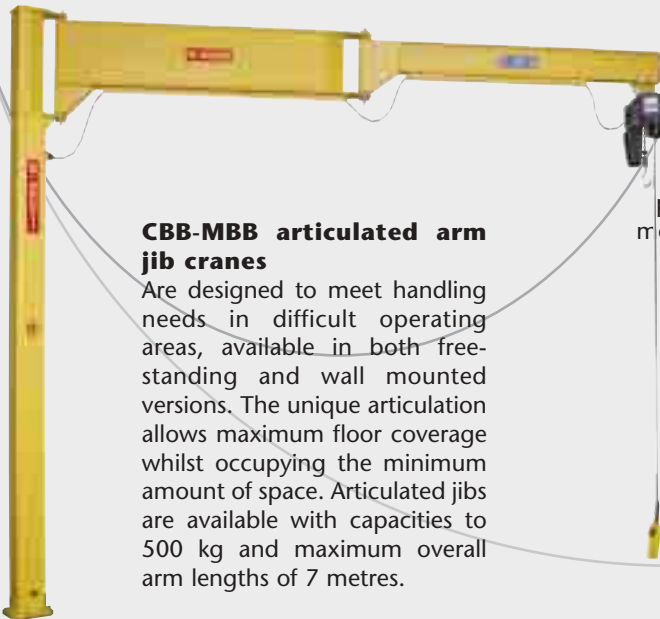
Are designed to meet handling needs in difficult operating areas, available in both free-standing and wall mounted versions. The unique articulation allows maximum floor coverage whilst occupying the minimum amount of space. Articulated jibs are available with capacities to 500 kg and maximum overall arm lengths of 7 metres.





The DMK series chain hoists and the DRH wire rope hoist are ideal companions to our range of jib cranes, being specifically designed to integrate with all lifting systems.

GBR series 360° degree powered rotation

This is the jib crane in the Donati range that gives the ultimate in performance, designed to operate to capacities upto 10000 kg and arm lengths to a maximum of 10.5 metres, the robust construction of the GBR range of jibs makes it the ideal jib for any environmental condition.



DRH SERIES ELECTRIC WIRE ROPE HOISTS



**Safe, reliable,
compact,
economical,
representing the
very latest in
modern design and
technology for loads
upto 40000 kg.**

The DRH series of electric wire rope hoists and associated trolleys are manufactured in modular form thus enabling multiple variations both standard and special to be produced with complete safety and economy, representing a hoisting unit of the highest quality.

The range consists of 4 basic sizes with capacity's of 800 kg to 40000 kg there are an astonishing 1020 variations with upto 3 lifting speeds per hoist utilising a combination of pole change asynchronous motors for standard lifting speeds upto 12 m/min and frequency inverters to achieve speeds as low as 0.1 m/min.

The complete range of trolleys includes standard headroom, close headroom and crab units.

DRIVE UNITS

For the manufacture of bridge cranes Donati have developed two extremely innovative products. **DGR** series is designed on the principle of the motorised bracket support, each drive comprises of a wheel connected directly to a gearbox this in turn is connected directly to the self braking motor with inbuilt soft start and stop features.

DGR is available in 5 sizes with numerous speed options upto 63 m/min and max. Wheel loads of 13500 kg. **DGP** series of offset motor-gearboxes has all the features of the **DGR** range plus the option of installing the motor-gearbox direct to a structure i.e. crab units, endcarriges.

DGP comes in 3 sizes with maximum wheel loads of 20000 kg.



DONATI SOLLEVAMENTI S.R.L.

Via Roma, 55 - 21020 Daverio (Varese) - Italy
tel. +39 0332 942.611 - fax +39 0332 948.597
E-mail: info@donati-europe.com
www.donati-europe.com

DONATI Ltd.

Unit 40 - Farriers Way Ind. Est.
NETHERTON - LIVERPOOL L30 4XL
tel. +44 (0)151 530 1139 - fax +44 (0)151 525 6613
E-mail: sales@donati.co.uk

